

The Federation of The Downs & Northbourne Church of England Primary Schools



PUPIL PREMIUM FUNDING ALLOCATION 2017-2018 (The Downs CEP)

Pupil Premium Funding Allocation	(87 pupils)	£114,840
Service Children	(1 pupils)	£ 300
Looked After Children	(3 pupils)	£ 5,700

Total Pupil Premium Funding Income 2017-2018**

£120,840

PUPIL PREMIUM PROJECTS FUNDED 2016-2017(The Downs CEP)

Resources and Salaries	£60,047.00
Training	£ 1,318.00
Reading Recovery (RR)	£ 5,656.10
Better Reading Partnership (BRP)	£ 965.12
Reading assessments	£ 1,943.20
US boost	£10,724.03
Speech and Language	£ 1,979.25
SENco Assessments	£ 1,440.90
Maths booster	£ 4,109.30
Sensory Circuits	£ 800.30
FLO 1:1	£ 4,227.26
FLO – family	£ 8,492.52
Counselling	£ 280.00
Social Skills	£ 1,885.00
Lunchtime Club	£ 1,204.56
Breakfast Club	£ 2,032.00
School Dinner	£ 52.90
Clubs	£ 2,465.00
Trips	£ 379.00
Uniform/Resources	£ 1,838.00
Milk	£ 1,521.52

Total Paid from Pupil Premium 2017-2018**


£112,024.96

Total Pupil Premium remaining/**overspend** 2017-2018**

8,815.04

***Please note funding runs from April 2017 to April 18*

125 children eligible with mobility taken into account before end of academic year – funding for 91



The Federation of The Downs & Northbourne Church of England Primary Schools



IMPACT ON TEACHING AND LEARNING THROUGH PUPIL PREMIUM FUNDING (The Downs CEP)


Age related expected attainment

%	Reading						Writing						Maths					
	Y1	Y2	Y3	Y4	Y5	Y6	Y1	Y2	Y3	Y4	Y5	Y6	Y1	Y2	Y3	Y4	Y5	Y6
Non PP	63	68	65	61	72	79	59	72	67	46	74	89	68	74	71	57	83	84
PP not SEN	65	67	85	70	29	62	68	75	85	70	43	92	54	83	92	70	71	67

Average progress (in steps / 6 steps = average progress in one year)

	Reading						Writing						Maths					
	Y1	Y2	Y3	Y4	Y5	Y6	Y1	Y2	Y3	Y4	Y5	Y6	Y1	Y2	Y3	Y4	Y5	Y6
Non PP	5	6	6	6	6	5	5	7	6	4	6	6	5	6	6	4	7	5
PP not SEN	5	6	6	7	5	5	5	7	6	6	6	6	5	7	6	7	8	4

- Reading Recovery (RR): £5,656.10**
IMPACT: This is an intensive reading programme for children in year one who are in a certain age bracket and are operating below their peers in reading. 7% of this year's PP children had access to Reading Recovery. Of these 17% achieved expected end of year expectation in reading and writing. They all exited the reading programme at the appropriate reading level.
- Better Reading Partnership (BRP): £965.12**
IMPACT: This is a programme that supports readers that do not meet the criteria for reading recovery. It can also be used to continue support for those who have completed the reading recovery programme. 18% of this year's PP children had access to BRP. Of these children, 31% achieved expected end of year expectation in reading and writing.
- Reading assessments: £1,943.20**
 These assessments allowed the above children to access either RR or BRP and provide strategies for the teachers to implement in class.
- US boost £10,724.03**
IMPACT: An additional teacher in Years 5 and 6 boosts teaching in maths and English three days a week. 23/25 PP children in upper school received additional support during the course of the year. 60% achieved expected in maths, 48% in reading, 52% in writing and 36% combined.
- Speech and Language: £1,979.25**
IMPACT: This provision of provided for those children who have either been given programmes to complete by an outside agency or have been assessed in school as needing additional support in this area. 46% of PP children had access to this programme.



The Federation of The Downs & Northbourne Church of England Primary Schools




- SENco Assessments £1,440.90
These assessments are used to access all the additional support listed here, to provide information for LIFT meetings and access to outside agencies.
- Maths booster : £4,109.30
IMPACT: Catch Up Maths – an intervention programme introduced to middle school (and PP across the school children) 68% PP children accessed this support. – 37% at expected in year 2; 67% at expected in year 3; 67% at expected in year 4
- Sensory Circuits: £800.30
IMPACT: A number of our children need access to additional “mobility” exercises in order to develop good hand to eye coordination. This can in turn impact on how children work at their table, hold pencils and approach their work. It is also a good morning stimulus for those children who need more processing time. 7% of PP children accessed this provision and all saw good progress on their individual provision maps.
- FLO 1:1: £4,227.26
IMPACT: Issues at home can cause children anxiety and this in turn can impact on a child’s learning. Our FLO works with children 1:1 to give this emotional support or to work through issues. 76% of PP children accessed this support. 46% achieved expected end of year expectation in reading, 44% in writing and 56% in maths
- FLO – family: £ 8,492.52
IMPACT: Our FLO can also work with parents to provide advice and support to improve circumstances at home for children reducing their anxiety as above. 91% of PP families accessed FLO support this year - a significant increase of 80% on last year. Of these, 51% achieved expected end of year expectation in reading, 49% in writing and 61% in maths.
- FLO – Attendance (*amounts included above due to liaison with families*)
IMPACT:

2015-16	Pupils in group	Attendances	Authorised Absences	Unauthorised Absences	Late Before	Late After
PP	122	95.03	3.95	1.01	1.10	0.17
Not PP	291	95.98	2.91	1.11	0.37	0.04
Whole school	388	95.7	3.22	1.08	0.58	0.08

Attendance for PP children increased by 0.6% compared to non PP which has remained the same. Unauthorised absence for PP children has decreased by 0.1% whilst non PP has decreased by 0.4%. Authorised absence has decreased by 0.6% for PP children and 0.4% for non PP children.

- Social Skills: £ 476.28
IMPACT: Children sometimes need support to be a “good friend” or to be able to empathise with others. This group activity meets the needs of those children who find social situations stressful which can then impact on learning in the classroom. 37% of PP children accessed this provision and all saw good progress on their individual provision maps.



The Federation of The Downs & Northbourne Church of England Primary Schools



- Lunchtime Club: £1,204.56
IMPACT: This provision (for Years R-6) allows those children who find lunch play a stressful environment and would prefer to play and socialise in smaller groups. 53% of PP children accessed this provision.
- Breakfast Club: £2,032.00
IMPACT: Some families, especially those with pre-schoolers, struggle to ensure that there is a calm, organised and nutritious start to the day for all their children. It is also a provision for working families. 30% of PP children accessed this provision and for these children attendance improved, they are observed to be ready to learn when they join their class, reduction in letters going home about poor behaviour and overall improved attitude to school life
- Clubs: £2,465.00
IMPACT: 65% of PP children accessed at least one after school club. Percentage of participation is 3% higher than non PP children but the average number of clubs attended is comparable.
- Trips: £379.00
IMPACT: Financial support for PP families means that no child will be excluded from any school trip. 30% of PP children received this support
- Uniform/Resources: £1,838.00
IMPACT: When families have more than one child in school providing appropriate uniform can be challenging. Also a number of our families in the “ever 6” bracket who are still struggling financially. 87% of our PP children took up this provision this also includes support when we have the book fair.
- Milk: £ 1,521.52
IMPACT: 68% of PP children have received free milk through the Cool Milk scheme