
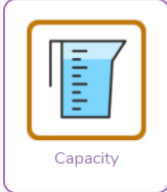




**1<sup>st</sup> March Remote Learning Year One Week 2 (Term 4)**

Monday – 1 <sup>st</sup> March Word of the day – <b>fear</b>	Tuesday – 2 <sup>nd</sup> March Word of the day - <b>hear</b>	Wednesday – 3 <sup>rd</sup> March Word of the day – <b>beard</b>	Thursday – 4 <sup>th</sup> March Word of the day - <b>fair</b>	Friday – 5 <sup>th</sup> March Word of the day - <b>pair</b>
<p><u>The Queen’s lift off.</u> Enjoy another book by Steve Anthony.</p>  <p><a href="https://video.link/w/DVTRb">https://video.link/w/DVTRb</a></p>	<p><u>Reading</u> This week when you are reading at home we would like you to work on your</p> <p align="center"><b>Fix-up Strategies</b></p> <p>If your reading doesn’t sound quite right – go back and re read it. Are you looking at the punctuation marks ? Make sure you pause at the full stops.</p>		<p><u>World Book Day</u> Enjoy reading your favourite book to one of your toys. Ask your adult <b>to take a photo of you to upload onto PM.</b></p>	<p><u>Reading</u> After you have read your book from home today we would like you to create a book mark. On your bookmark can you draw the main characters from your story. <b>Take a photo and upload onto PM.</b></p>
<p><u>R.E.</u> How are eggs a symbol of new life?  Please re watch this video of the Easter story from last week <a href="https://video.link/w/LebQb">https://video.link/w/LebQb</a> Then we would like you to think about why eggs are connected to Easter? Can you spot a part in the story that is about a new life?</p>	<p><u>Literacy</u> <u>WALT write a question.</u> Re watch the Queen’s Handbag from last week. <a href="https://video.link/w/GY7Pb">https://video.link/w/GY7Pb</a> If you could ask the Queen 3 questions what would you ask her? Remember when you write your questions that they need to start with a capital letter and finish with a ? mark. <b>Take a photo and upload onto PM</b></p>	<p><u>Literacy</u> <a href="https://video.link/w/GY7Pb">https://video.link/w/GY7Pb</a> <u>WALT identify verbs</u> A verb is a word that shows an action. In the story there are lots of verbs that tell the reader how the Queen moved. Can you spot any of these? (rode, flew, cycled, dived, galloped, chugged.) <b>Look at your PM uploaded work sheet.</b> Can you write the sentences with a suitable verb. <b>Take a photo and upload onto PM</b></p>	<p><u>Literacy</u> Today is World Book Day. Thinking about one of your favourite book can you design a new cover for it? <b>Look at your PM uploaded worksheet to give you some ideas.</b> <b>Take a photo and upload onto PM</b></p>	<p><u>Literacy</u> WALT write verbs in the past tense. We can add ‘ed’ to verbs to change them into the past tense (has already happened) Can you change these verbs into the past tense and then complete the sentence? <b>Look at your PM uploaded worksheet to give you some ideas.</b> <b>Take a photo and upload onto PM</b></p>

<p><u>Math</u> <u>WALT compare the capacity of two containers</u></p> <p>Please upload a copy of your completed work. <a href="#">Comparing Capacity (thenational.academy)</a></p>	<p><u>Maths</u> <u>WALT compare the capacity of containers with non standard units</u></p> <p>Today you will need some containers and a plastic cup. Please upload a copy of your completed work. <a href="#">Comparing Capacity: Measures (thenational.academy)</a></p>	<p><u>Maths</u> <u>WALT compare different volumes</u></p> <p>Volume is how much is in a container. Please upload a copy of your completed work. <a href="#">Comparing Volume (thenational.academy)</a></p>	<p><u>Maths</u> <u>WALT find halves and quarter linked to capacity</u></p> <p>Please upload a copy of your completed work. <a href="#">Halves and Quarters (thenational.academy)</a></p>	<p><u>Maths</u> <u>WALT use standard unit of measure (litres)</u></p> <p>The standard unit for capacity is litres. Complete PM2do</p>  <p><a href="#">Standard units of measure (thenational.academy)</a></p>
<p><u>Phonics</u> <u>Purple, blue and green groups</u> ea (bead) Complete your PM2do quiz <u>Orange &amp; yellow groups</u> ch (chip) Complete your PM2do quiz</p>	<p><u>Phonics</u> <u>Purple, blue and green groups</u> oy (boy) Complete your PM2do list linked to oy words  <u>Orange &amp; yellow groups</u> qu (queen) Complete your PM2do quiz</p>	<p><u>Phonics</u> <u>Purple, blue and green groups</u> ir (girl) Complete your PM2do list linked to ir words finding the real words.  <u>Orange &amp; yellow groups</u> ai (rain) Complete your PM2do quiz</p>	<p><u>Phonics</u> <u>Purple, blue and green groups</u> From your books from home can you find words with the 'ea ' (bead) , oy (boys) and ir (girl) <u>Orange &amp; yellow groups</u> From your books from home can you find words with the 'ch ' (chip) , qu (queen) and ai (rainl) Take a photo of your lists and upload to PM</p>	<p><u>Phonics</u> <u>Purple, blue and green groups</u> Complete your PM2do spelling quiz.  <u>Orange &amp; yellow groups</u> Complete your PM2do spelling quiz.</p>
<p><u>Handwriting</u> is his</p>	<p><u>Handwriting</u> has your</p>	<p><u>Handwriting</u> you they</p>	<p><u>Handwriting</u> be he</p>	<p><u>Handwriting</u> me she</p>
<p><u>Science</u> <u>WALT sort materials</u></p> <p>This term we are starting a new topic about Materials. Watch your PM2do and then look at the following page on</p>	<p><u>History</u> <u>WALT use a picture to answer questions.</u></p> <p>Today we are going to find out about our current Queen (Elizabeth II). We are going to</p>	<p><u>P.E.</u> Continue with your skipping challenge for the term. Also can you draw a picture of some of the exercises that you do this week.</p>	<p><u>Computing</u> <u>WALT collect information to create a pictogram</u></p> <p>Using your information about fruit from your family you can now use</p>	<p><u>Own choice/Home learning</u></p> <p>Click on Curriculum Learning and Assessment tab at the top of the School website. Then click Year Group News and click</p>

<p>BBC Bitesize.  <a href="#">Materials – Year 1-2 / P3-4 Science - This Term's Topics - Home Learning with BBC Bitesize - BBC Bitesize</a></p> <p>Collect objects from around your home and sort them into the materials they are made from. For example, plastic or wood. <b>Label the groups and then take a photo of your groups and upload to PM.</b></p>	<p>be looking at a picture of her on the day that she was crowned.  <b>Watch your PM2do and complete and upload your ideas.</b>  <a href="#">(16) 1953. Coronation of Queen Elizabeth II: 'The Crowning Ceremony' - YouTube</a>   <a href="#">What are the Crown Jewels? - Answered - Twinkl Teaching Wiki</a></p>		<p>your <b>PM 2do to create a pictogram.</b></p>  <p><b>Music</b>  This week you will be using your voice as your instrument. Remember to click on Remote music on the school website for your powerpoint</p>	<p>Year 1 to access Term 3 Home Learning grid.</p>
<p><u>DEAR time</u></p> <p>Choose your favourite reading book and read this at home.</p>	<p><u>P.S.H.E.</u>  <u>WALT make a healthy life choice.</u>  Think back to the five things we need to stay healthy from last week (water, sleep, food, exercise and keeping clean). Draw a picture of yourself and the healthy choice you are going to make. You can write a sentence to tell us how you get on with your healthy choice.  <b>Please upload a picture of your healthy choice to PM</b></p>	<p><u>Art</u>  We have found out that our current Monarch is Elizabeth II. Watch this clip and have a go at drawing a picture of Elizabeth II.   <a href="https://video.link/w/hNnSb">https://video.link/w/hNnSb</a></p> 	<p><u>French</u>  Bonjour Year 1. Here is a video from Mrs Reynolds where she will revise the key words from the last two <b>Petit Chaperon Rouge</b> videos and will challenge you to create your own cartoon of the story, with the labels in french. Please take a picture of any finished cartoons/pictures and send them either via purple mash or to the school office for Mrs Reynolds to see.   Merci!   <a href="https://www.loom.com/share/4c54ab553d95458398685b356ee2f191">https://www.loom.com/share/4c54ab553d95458398685b356ee2f191</a></p>	

