




**22<sup>nd</sup> February Remote Learning Year One Week 1 (Term 4)**

Monday – 22nd Word of the day – ship	Tuesday – 23rd Word of the day - shell	Wednesday – 24th Word of the day – shock	Thursday – 25th Word of the day - cash	Friday – 26th Word of the day - hush
Development Day	<p><u>Reading</u></p>  <p>Enjoy this story today as we will be using the book to support our writing.</p> <p><a href="https://video.link/w/GY7Pb">https://video.link/w/GY7Pb</a></p>	<p><u>Reading</u></p> <p>This week while you are reading, we want you to focus on expression. Can you use your voice to add interest to your listener? Look at the punctuation marks to help you.</p>		
Development Day	<p><u>Literacy</u></p> <p><u>WALT retell a story.</u></p> <p>Create a story map for The Queen’s Handbag using pictures. Where did she visit and in what order in the story? Once you have created your story map use it to retell the story.</p>	<p><u>Literacy</u></p> <p><u>WALT identify a proper noun.</u></p> <p>In the text there are a lot of proper nouns. A proper noun is used for a person or a place and always has a capital letter. We would like you to complete the worksheet and correct our mistakes. We have forgotten to use capital letters for the proper nouns. Here is also a short clip you may find helpful. <b>Please upload a copy of your completed work.</b></p> <p><a href="#">What are nouns? - BBC Bitesize</a></p>	<p><u>Literacy</u></p> <p><u>WALT identify a compound word.</u></p> <p>A compound word as two words that fit together to make a new word. – handbag. When you read your books at home you will come across lots of compound words. You may be able to make a list. <b>Please can you complete your PM2do and then upload a copy of your completed work.</b></p> <p><a href="#">What are compound words? - BBC Bitesize</a></p>	<p><u>Literacy</u></p> <p><u>WALT write a grammatically correct sentence.</u></p> <p>Yesterday we found out about compound words. Today we would like you to use (butterfly, starfish, dragonfly and goldfish) in a sentence. Here is one that I have done. You can make them interesting by adding a character name and a real or silly ending to your sentence. Quickly Billy the dragonfly flew away from the evil dragon.</p> <p><b>Please upload a copy of your completed work.</b></p>

Development Day	<p><u>Maths</u>  <u>WALT compare lengths and heights of objects.</u>  You will need objects from around the house for this lesson.  <a href="#">To compare lengths and heights of objects (thenational.academy)</a>  Please upload a copy of your completed work.</p>	<p><u>Maths</u>  <u>WALT measure using non standard units.</u>  You will need objects from around the house for this lesson.  <a href="#">To measure lengths using non-standard units (Part 1) (thenational.academy)</a>  Please upload a copy of your completed work.</p>	<p><u>Maths</u>  <u>WALT measure using non standard units.</u>  You will need objects from around the house for this lesson.  <a href="#">To measure lengths using non-standard units (Part 2) (thenational.academy)</a>  Please upload a copy of your completed work.</p>	<p><u>Maths</u>  <u>WALT understand units of measure</u>  You can use a tape measure instead of metre stick or measure a piece of string to make it a metre long.  <a href="#">To begin to understand standard units of length (thenational.academy)</a>  Please upload a copy of your completed work.</p>
	<p><u>Phonics</u>  <u>Purple, blue and green groups</u>  ay(day) &amp; ou(cloud) sounds  Look through your books at home can you find 3 words with these sounds  <u>Orange &amp; yellow groups</u>  th ( thin, thick, that, then)  Complete your PM2do quiz</p>	<p><u>Phonics</u>  <u>Purple, blue and green groups</u>  Look at your PM 2do. Can you read the words and then make two lists – one real word and one alien words.  Please upload a copy of your completed work.  <u>Orange &amp; yellow groups</u>  sh (ship, shop, fish, wish)  Complete your PM2do quiz</p>	<p><u>Phonics</u>  <u>Purple, blue and green groups</u>  Look at your PM 2do. Can you read the words and then make two lists – one real word and one alien words.  Please upload a copy of your completed work.  <u>Orange &amp; yellow groups</u>  ng (sing, wing, bang, long)  Complete your PM2do quiz</p>	<p><u>Phonics</u>  <u>Purple, blue and green groups</u>  Read through the postcard. How many ‘ay’ words can you find? Upload your completed list.  <u>Orange &amp; yellow groups</u>  th / sh / ng  Complete your PM2do quiz using all three sounds.</p>
For handwriting this term, we are going to focus on the high frequency words that are tricky to spell.	<u>Handwriting</u> the to	<u>Handwriting</u> today of	<u>Handwriting</u> said are	<u>Handwriting</u> we was
Development Day	<p><u>History</u>  Watch your PM slide to reveal our next history topic for the term.</p>	<p><u>P.E.</u>  From yesterday you know that exercise is important to keep our bodies healthy. This week we would like you to keep a</p>	<p><u>Computing</u>  <u>WALT collect information to create a pictogram</u>  Ask you family what their favourite fruit is (you may be</p>	<p><u>R.E.</u>  <u>What is the Easter story?</u>  Think about why Easter is important to Christians.  Please watch this video</p>

	<p>We would like you to then think of three questions that you would like to find answers to. You may ask your adults to write your questions for you. We will then look at all your research questions and build them into our terms learning. <b>Please upload a copy of your questions.</b></p>	<p>fitness diary of what exercise you have been doing each day. <u>Challenge</u> for this term is that we would like you to learn how to skip. In class we will be spending time on this every day! <b>Please upload a copy of your completed work after you have completed 7 days of exercise. We look forward to seeing this next week.</b></p>	<p>able to ask your extended family via zoom or a telephone call). Draw a picture for each person and then use these to make a pictogram.</p> 	<p><a href="https://video.link/w/LebQb">https://video.link/w/LebQb</a></p> <p>Easter is a festival that occurs in spring to remember a very important part of the Bible. Remind pupils that Christians celebrate the birth of Jesus at Christmas.</p>
<p>Development Day</p>	<p><u>P.S.H.E.</u> <u>WALT know 5 ways to keep our bodies healthy.</u> Our topic this term is all about keeping ourselves healthy. We would like you to think about what you need to do to achieve this. ( e.g. sleep, eating, exercise, water and keeping clean) Please can you draw a picture of what you need to do to stay healthy and label your pictures. <b>Please upload a copy of your completed work.</b></p>	<p><u>Art</u> If you haven't done already have a go at making your book character using a paper roll. – see World Book Day email.</p>  <p><u>French</u> This week we will continue with Petit Chaperon Rouge</p> <p><u>Music</u> This week you will be using your voice as your instrument. Remember to click on Remote music on the school website for your powerpoint.</p>	<p><u>French</u> Bonjour Year 1! I hope you are all doing well. Here is our next Petit Chaperon Rouge lesson- do make sure you watched last week's before you watch this one. We are learning to say to try to remember some of the key words from the story. You will hopefully then have a chance to have a go at the game I showed you on the home school area of <a href="#">Language Angels - Schools</a> Just a reminder that the username is <b>Northb4168</b> and the password is 'lahome'. Do let me know via Purple Mash if you manage to beat my time! Au revoir, Madame Reynolds. <a href="https://www.loom.com/share/2d54548162e644f994fa0a1ece2da090">https://www.loom.com/share/2d54548162e644f994fa0a1ece2da090</a></p>	<p><u>Own choice/Home learning</u> Click on Curriculum Learning and Assessment tab at the top of the School website. Then click Year Group News and click Year 1 to access Term 3 Home Learning grid.</p> <p><u>Wild Challenge Awards</u> This week's wild challenge is Sensing the World. There are two challenges this week. You can choose to do both of them or just one if you would like. The first is to make a smelly cocktail using plants from your outside area or the local park. Tell us how you made your smelly cocktail – you could write a recipe – and describe how it smells.</p>

				<p><a href="#">Aldi early years how to low res-smelly-cocktails.pdf (rspb.org.uk)</a></p> <p>The second is to use a colour pallet to look at the different colours found in the natural world. You could take a walk down to the beach and see what colours you can find on the way or just spend time in your outside space.</p> <p><a href="#">770-0214-18-19 Wild Challenge nature's colours.indd (rspb.org.uk)</a></p> <p>Please upload any photos or your completed work.</p>
--	--	--	--	--