



The Federation of The Downs & Northbourne Church of England Primary Schools



PUPIL PREMIUM FUNDING ALLOCATION 2016-2017 (The Downs CEP)

Pupil Premium Funding Allocation	(79 pupils)	£104,280
Service Children	(1 pupils)	£ 300
Looked After Children	(0 pupils)	£ 0

Total Pupil Premium Funding Income 2016-2017**

£104,580.00

PUPIL PREMIUM PROJECTS FUNDED 2016-2017(The Downs CEP)

Reading Recovery (RR)	£ 3,470.00
Better Reading Partnership (BRP)	£ 2,322.32
Reading assessments	£ 1,422.70
<i>Books and resources (RR/BRP including training and salaries)</i>	<i>£16,277.00</i>
NL boost Middle School	£ 5,666.99
Speech and Language	£ 909.72
SENco Assessments	£ 528.33
Maths Library	£ 63.96
Maths booster	£ 2,336.04
<i>Books and resources (Maths including training Catch Up and PP salaries)</i>	<i>£31,035.00</i>
Sensory Circuits	£ 943.40
FLO 1:1	£ 1,873.94
FLO – family	£ 7,321.44
Counselling	£ 80.00
Social Skills	£ 476.28
Lunchtime Club	£ 373.34
<i>Pastoral resources and salaries</i>	<i>£12,756.00</i>
Breakfast Club	£ 2,308.00
School Dinner	£ 384.10
Clubs	£ 970.00
Trips	£ 2,110.00
Uniform	£ 1,770.50
Milk	£ 5,277.34

Total Paid from Pupil Premium 2016-2017**


£100,676.40

Total Pupil Premium remaining/**overspend** 2016-2017**

£ 3,903.60

***Please note funding runs from April 2016 to April 17*

95 children eligible with mobility taken into account before end of academic year – funding for 80



The Federation of The Downs & Northbourne Church of England Primary Schools



IMPACT ON TEACHING AND LEARNING THROUGH PUPIL PREMIUM FUNDING (The Downs CEP)


Age related expected attainment

%	Reading						Writing						Maths					
	Y1	Y2	Y3	Y4	Y5	Y6	Y1	Y2	Y3	Y4	Y5	Y6	Y1	Y2	Y3	Y4	Y5	Y6
PP 2106	100	63	90	100	90	92	89	52	60	89	70	92	78	51	80	100	90	77
PP 2017	82	90	77	90	83	100	91	90	77	50	75	100	91	100	54	60	92	80

Average progress (in blocks)

	Reading						Writing						Maths					
	Y1	Y2	Y3	Y4	Y5	Y6	Y1	Y2	Y3	Y4	Y5	Y6	Y1	Y2	Y3	Y4	Y5	Y6
Non PP	6.6	7.4	5.8	6.2	6.3	7.7	7.6	8.0	7.7	6.8	9.3	10.1	8.0	11.0	10.9	13.5	16.5	6.5
PP not SEN	7.3	8.1	5.7	5.6	5.8	6.9	8.0	9.1	7.3	5.6	8.9	8.9	8.9	12.3	10.0	9.2	16.2	6.5

- Reading Recovery (RR): 3,470.00**
IMPACT: This is an intensive reading programme for children in year one who are in a certain age bracket and are operating below their peers in reading. 5% of this year's PP children had access to Reading Recovery. Of these children, 60% achieved expected end of year expectation in reading and writing. They all exited the reading programme at the appropriate reading level.
- Better Reading Partnership (BRP): 2,322.32**
IMPACT: This is a programme that supports readers that do not meet the criteria for reading recovery. It can also be used to continue support for those who have completed the reading recovery programme. 16% of this year's PP children had access to BRP. Of these children, 47% achieved expected end of year expectation in reading and writing.
- Reading assessments: £ 1,422.70**
 These assessments allowed the above children to access either RR or BRP and provide strategies for the teachers to implement in class.
- NL boost Middle School £ 5,666.99**
IMPACT: The senior team leader for middle school uses her 50% teaching time to boost groups in years 2, 3 and 4. 16% of this year's PP children accessed this additional support for two terms (before staff on maternity leave).
- Speech and Language: £ 909.72**
IMPACT: This provision of provided for those children who have either been given programmes to complete by an outside agency or have been assessed in school as needing additional support in this area. 28% of PP children had access to this programme.



The Federation of The Downs & Northbourne Church of England Primary Schools



SENco Assessments £ 528.33

These assessments are used to access all the additional support listed here, to provide information for LIFT meetings and access to outside agencies.

- Maths Library: £ 528.33

IMPACT: This was an initiative to improve engagement in maths as well as raise parental confidence. 3% of PP children accessed these resources.

- Maths booster : £ 2,336.04

IMPACT: This provision is to enable more able mathematicians to be boosted in years five and six; but also less able in lower and middle school. 68% of PP children accessed this tuition. Of these children, 63% achieved expected end of year expectation in maths

Catch Up Maths – an intervention programme introduced to middle school (and PP children) last year – 80% at expected in year 2; 30% at expected in year 3; 50% at expected in year 4

- Sensory Circuits: £ 943.40

IMPACT: A number of our children need access to additional “mobility” exercises in order to develop good hand to eye coordination. This can in turn impact on how children work at their table, hold pencils and approach their work. It is also a good morning stimulus for those children who need more processing time. 7% of PP children accessed this provision and all saw good progress on their individual provision maps.

- FLO 1:1: £ 1,873.94

IMPACT: Issues at home can cause children anxiety and this in turn can impact on a child’s learning. Our FLO works with children 1:1 to give this emotional support or to work through issues 69% achieved expected end of year expectation in reading, 62% in writing and 66% in maths (expenditure 1.5x higher than last year)

- FLO – family: £ 7,321.44


IMPACT: Our FLO can also work with parents to provide advice and support to improve circumstances at home for children reducing their anxiety as above. 58% of PP families had time with our FLO. Of these, 68% achieved expected end of year expectation in reading, 657% in writing and 66% in maths. (expenditure 3x higher than last year)

- FLO – Attendance (*amounts included above due to liaison with families*)

IMPACT:

2015-16	Pupils in group	Attendances	Authorised Absences	Unauthorised Absences	Late Before	Late After
PP	95	94.4	4.5	1.1	1.0	0.1
Not PP	293	95.9	3.3	0.8	0.4	0.0
Whole school	388	95.6	3.6	0.9	0.6	0.1

Attendance for PP children declined by 0.4% compared to a decline of 0.8% for rest of school. Unauthorised absence for PP children has decreased by 0.5% whilst non PP has



The Federation of The Downs & Northbourne Church of England Primary Schools



increased by 0.5%. Authorised absence has increased by 0.6% for PP children and 0.4% for non PP children.

- Social Skills: £ 476.28
IMPACT: Children sometimes need support to be a “good friend” or to be able to empathise with others. This group activity meets the needs of those children who find social situations stressful which can then impact on learning in the classroom. 25% of PP children accessed this provision and all saw good progress on their individual provision maps.
- Lunchtime Club: £ 373.34
IMPACT: This provision (for Years 2-6) allows those children who find lunch play a stressful environment and would prefer to play and socialise in smaller groups. 28% of PP children accessed this provision.
- Breakfast Club: £ 2,308.00
IMPACT:
Some families, especially those with pre-schoolers, struggle to ensure that there is a calm, organised and nutritious start to the day for all their children. It is also a provision for working families. 13% of PP children accessed this provision and for these children attendance improved, they are observed to be ready to learn when they join their class, reduction in letters going home about poor behaviour and overall improved attitude to school life (expenditure 7x higher than last year)
- Clubs: £ 970.00
IMPACT: 72% of PP children accessed at least one after school club with 53% requesting funding support (double last year). Percentage of participation is 9% lower than non PP children but the average number of clubs attended is comparable.
- Trips: £ 2,110.00
IMPACT: Financial support for PP families means that no child will be excluded from any school trip. 43% of PP children received this support (25% increase on last year) which included a holiday camp for one child, a contribution to the year 6 residential for several PP children, as well as the many class day trips on offer
- Uniform: £ 1,770.50
IMPACT: When families have more than one child in school providing appropriate uniform can be challenging. Also a number of our families in the “ever 6” bracket who are still struggling financially. 68% of our PP children took up this provision (expenditure 3x higher than last year)
- Milk: £ 5,277.34
IMPACT: 59% of PP children have received free milk through the Cool Milk scheme (up 4% on last year).